

**Citxw Nlaka'pamux
Assembly
nle?képmxcin Survey
Online Survey
April 26-May 10 2021**

May 11, 2021



Survey Results

Duration April 26, 2021 - May 10, 2021.

The survey took on average approximately 8 minutes to complete.

319 members participated in the CNA nłeʔkėpmxcin online survey.

The overall goal of the surveys is get engaged with members and to gain a better understanding of nłeʔkėpmxcin fluency and to build our capacity to preserve, revitalize and strengthen language learning in communities.

Prizes for the draw is for all individuals who have provided their contact details in the survey:

- 1 - Pendleton Blanket (Turtle Creation)
- 1 - Lenovo Tablet
- 1- \$50 gift card with an Nlaka'pamux sweater



Survey Purpose

Citxw Nlaka'pamux Assembly - n̄teʔk̄épm̄xcin Survey

319

Responses

08:00

Average time to complete



Survey Capture Rate

Citxw Nlaka'pamux Assembly - nle?képmxcin Survey April 26- May 10 2021

Members	2600
Responses	319
% of all Members	12.3%
% of Adult Members 60%	1560
Responses	319
% of Adult Members	20.4%



Engagement Responses Over 6 Surveys

Online Engagement Responses	Responses	% of Adult
Covid-19 Survey February 15 - March 1 am 2021	150	9.6%
Internet Access Barriers March 1- March 15 am 2021	198	12.7%
Increase in Engagement Online	48	24.2%
Programs Survey March 15- March 29 am 2021	220	14.1%
Increase in Engagement Online	22	10.0%
Food Preservation Survey March 30- April 12 2021	272	17.4%
Increase in Engagement Online	52	19.1%
Community Connectivity Survey April 13 -April 26 2021	244	15.6%
Increase (Decrease) in Engagement Online	-28	-11%
nĕ?kĕpmxcin Survey April 26-May 10 2021	319	20%
Increase (Decrease) in Engagement Online	75	24%



n̄eʔkəpmxcin Survey Questions

They were posted for 14 Days April 26-May 10 2021

To get feedback from CNA Participating Band Members on their thoughts on language.

1. Which community are you from?
2. What is your age? 18 to 30 years 30 to 60 years 60 years and over
3. Please identify your current n̄eʔkəpmxcin speaking ability. Check any that apply. Responses Unable to understand and speak n̄eʔkəpmxcin, Able to understand basic language conversations and instructions but unable to speak it, Able to speak basic conversation language, Able to speak fluently in everyday situations, I am fluent in n̄eʔkəpmxcin, Able to write n̄eʔkəpmxcin, Able to read n̄eʔkəpmxcin, Able to translate n̄eʔkəpmxcin to English (English to n̄eʔkəpmxcin)
4. Would you be able to identify a fluent speaker in your community? Yes / No
5. Does anyone in your family speak fluent n̄eʔkəpmxcin? Check any that apply. Great Grandmother, Great Grandfather, Grandmother, Grandfather, Mother, Father, Aunt, Uncle, Brothers/Sisters, None
6. How important is n̄eʔkəpmxcin to you? (select the answer(s) that best reflects your thoughts) Responses Our language is vital to our identity and existence as n̄eʔkəpmx people, Our community should work hard to teach the language to people who don't know it, It would be a good idea to provide classes for families on how to keep their language in use at home, Our language should be encouraged and used in community gatherings (Scale of Responses: Disagree Strongly, Disagree Somewhat, Neutral, Agree Somewhat, Agree Strongly)
7. Where would you want to learn and study the n̄eʔkəpmxcin Language? Check any that apply. Responses On my own, Family, Work, School, Language activities and community language classes, In community activities and events, Other



nłe?kėpmxcin Survey Questions

They were posted for 14 Days April 26-May 10 2021

To get feedback from CNA Participating Band Members on their thoughts on language.

7. When would you be able to attend language classes? Check any that apply. Responses: Daytime, Evening, Weekends, Not at all
8. When would you be able to attend language classes? Check any that apply. Responses: Daytime, Evening, Weekends, Not at all
9. What obstacles or barriers do you experience in attending language classes? Check any that apply. Responses Cost, Learning Style, Childcare, Desire, Transportation, Work, Schedule, None
10. What is your preferred method of learning? Check any that apply. Responses: Tapes/CDs, Videos, Mp3s and digital audio files, Written materials, Listening and responding to another person, Computer and online internet programs and activities, Apple (iPod, iPhone, iPad) and Android Apps (including tablets), Formal classes or workshops, Informal classes or workshops, Immersion, Workplace activities, Learning from relatives, Do you know of any individual(s) within the eight participating bands that will need a paper copy of the survey to partake? If so, please provide their name and contact information so we may provide them with a copy.
11. List resource ideas that you think will help toward your learning of nłe?kėpmxcin
12. Do you want to make a commitment to learning nłe?kėpmxcin?
13. Please submit any additional comments you have here

Please enter your name, phone and email for an entry into our prize draw! Questions 14 Name, Questions 15 Phone Number, and Questions 16 email









17. Would you like to receive news regarding nłe?kėpmxcin resources, activities and events from the Citxw Nlaka'pamux Assembly?

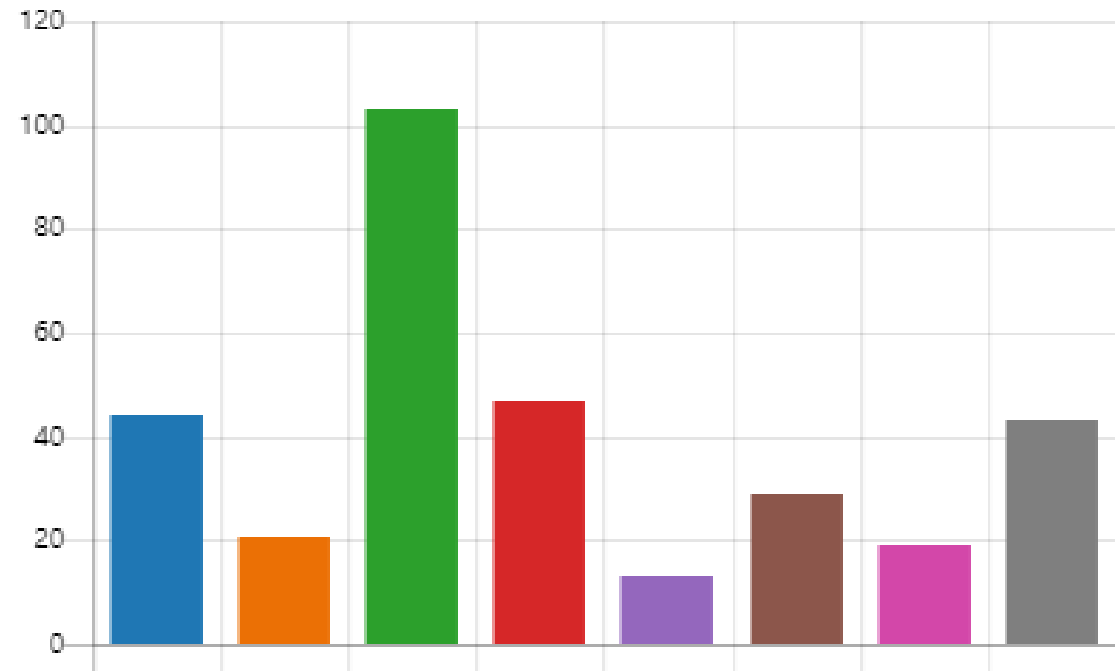


Question 1: 319 Responses

1. What community are you affiliated with?

[More Details](#)

 Ashcroft	44
 Boston Bar	21
 Coldwater	103
 Cook's Ferry	47
 Nicomen	13
 Nooaitch	29
 Shackan	19
 Siska	43



244 Responses

Question 1: Which community are you from?




				% Adult
Question 1 Which community are you from?	319 Responses	% Response	% Population	Population
Ashcroft	44	13.8%	1.7%	2.77%
Boston Bar	21	6.6%	0.8%	1.32%
Coldwater	103	32.3%	4.0%	6.48%
Cook's Ferry	47	14.7%	1.8%	2.96%
Nicomien	13	4.1%	0.5%	0.82%
Nooaitch	29	9.1%	1.1%	1.82%
Shackan	19	6.0%	0.7%	1.19%
Siska	43	13.5%	1.7%	2.70%

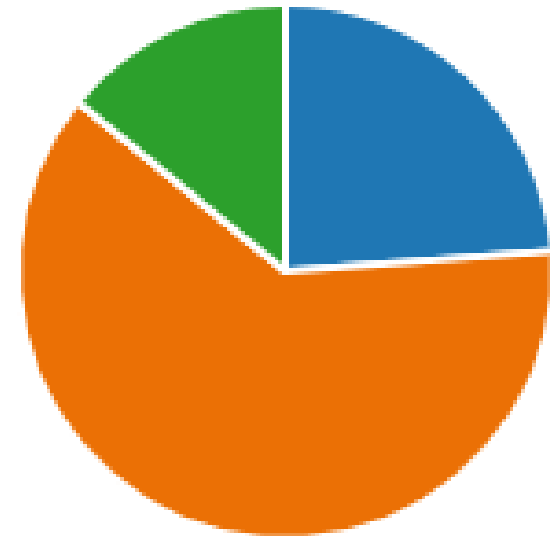


Question 2: 319 Responses

2. What is your age range?

[More Details](#)

 18 - 30	76
 30 - 60	198
 60 - above	45



Question 2: 319 Responses

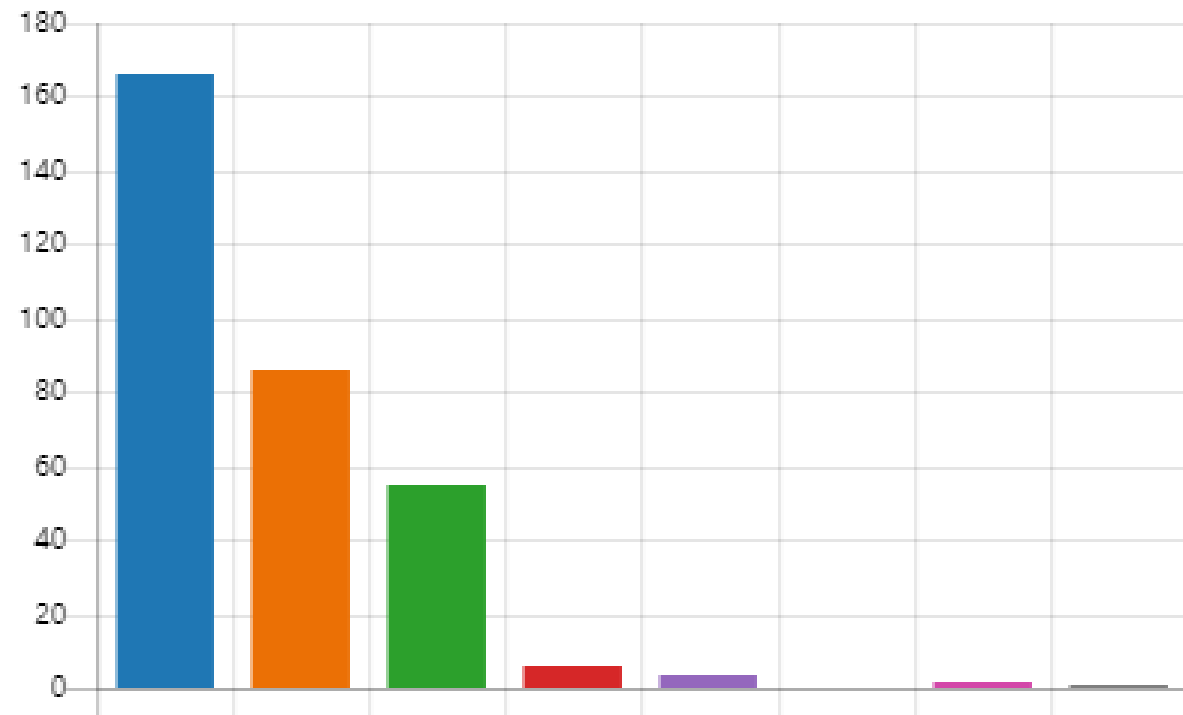
				% Adult
Question 2 What is your age?	319 Responses	% Response	% Population	Population
18 to 30 years	76	23.8%	2.9%	4.78%
30 to 60 years	198	62.1%	7.6%	12.45%
60 years and over	45	14.1%	1.7%	2.83%

Question 3: 319 Responses

3. Please identify your current *n̄eʔkepmxcín* speaking ability. Check any that apply.

[More Details](#)

● Unable to understand and spe...	166
● Able to understand basic lang...	86
● Able to speak basic conversati...	55
● Able to speak fluently in every...	6
● I am fluent in <i>n̄eʔkepmxcín</i>	3
● Able to write <i>n̄eʔkepmxcín</i>	0
● Able to read <i>n̄eʔkepmxcín</i>	2
● Able to translate <i>n̄eʔkepmxcín</i> ...	1



Question 3: 319 Responses

Question 3				% Adult
Please identify your current nle?kepmxcin speaking ability. Check any that apply.	319 Responses	% Response	% Population	Population
Responses				
Unable to understand and speak nle?kepmxcin	166	52.0%	6.4%	10.44%
Able to understand basic language conversations and instructions but unable to speak it	86	27.0%	3.3%	5.41%
Able to speak basic conversation language	55	17.2%	2.1%	3.46%
Able to speak fluently in everyday situations	6	1.9%	0.2%	0.38%
I am fluent in nle?kepmxcin	3	0.9%	0.1%	0.19%
Able to write nle?kepmxcin	0	0.0%	0.0%	0.00%
Able to read nle?kepmxcin	2	0.6%	0.1%	0.13%
Able to translate nle?kepmxcin to English (English to nle?kepmxcin)	1	0.3%	0.0%	0.06%



Question 4: 319 Responses

4. Would you be able to identify a fluent speaker in your community?

[More Details](#)

● Yes	203
● No	116



Question 4: 319 Responses

				% Adult
Would you be able to identify a fluent speaker in your community?	319 Responses	% Response	% Population	Population
Yes	202	63.3%	7.8%	12.70%
No	115	36.1%	4.4%	7.23%

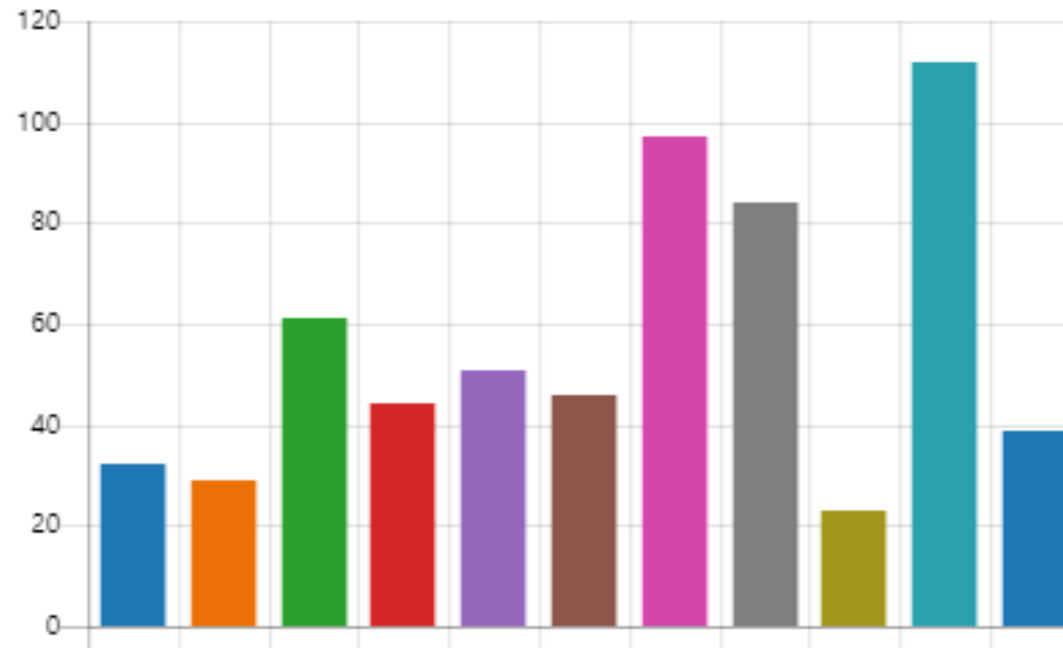


Question 5: 319 Responses

5. Does anyone in your family speak fluent nē?kepmxcín? Check any that apply.

[More Details](#)

Great Grandmother	32
Great Grandfather	29
Grandmother	61
Grandfather	44
Mother	51
Father	46
Aunt	97
Uncle	84
Brothers/Sisters	23
None	112
Other	39



Question 5: 319 Responses

Question 5	319 Responses	% Response	% Population	% Adult Population
Does anyone in your family speak fluent nĕ?kepmxcín? Check any that apply.				
Great Grandmother	32	10.0%	1.2%	2.01%
Great Grandfather	29	9.1%	1.1%	1.82%
Grandmother	61	19.1%	2.3%	3.84%
Grandfather	44	13.8%	1.7%	2.77%
Mother	51	16.0%	2.0%	3.21%
Father	46	14.4%	1.8%	2.89%
Aunt	97	30.4%	3.7%	6.10%
Uncle	82	25.7%	3.2%	5.16%
Brothers/Sisters	23	7.2%	0.9%	1.45%
None	112	35.1%	4.3%	7.04%
Other	39	12.2%	1.5%	2.45%



Question 6: 319 Responses

6. How important is nłe?kėpmxcin to you? (select the answer(s) that best reflects your thoughts)

[More Details](#)

■ Disagree Strongly ■ Disagree Somewhat ■ Neutral ■ Agree Somewhat ■ Agree Strongly



Question 6: 319 Responses

Question 6	319 Responses				
How important is nleʔképmxcin to you? (select the answer(s) that best reflects your thoughts)	Disagree Strongly	Disagree Somewhat	Neutral	Agree Somewhat	Agree Strongly
Our language is vital to our identity and existence as nleʔkepmx people	0.6%	2.2%	10.0%	13.5%	73.7%
Our community should work hard to teach the language to people who don't know it	0.6%	1.3%	11.3%	22.6%	64.3%
It would be a good idea to provide classes for families on how to keep their language in use at home	0.6%	1.6%	11.0%	23.8%	63.0%
Our language should be encouraged and used in community gatherings	0.6%	0.9%	12.9%	22.3%	63.3%

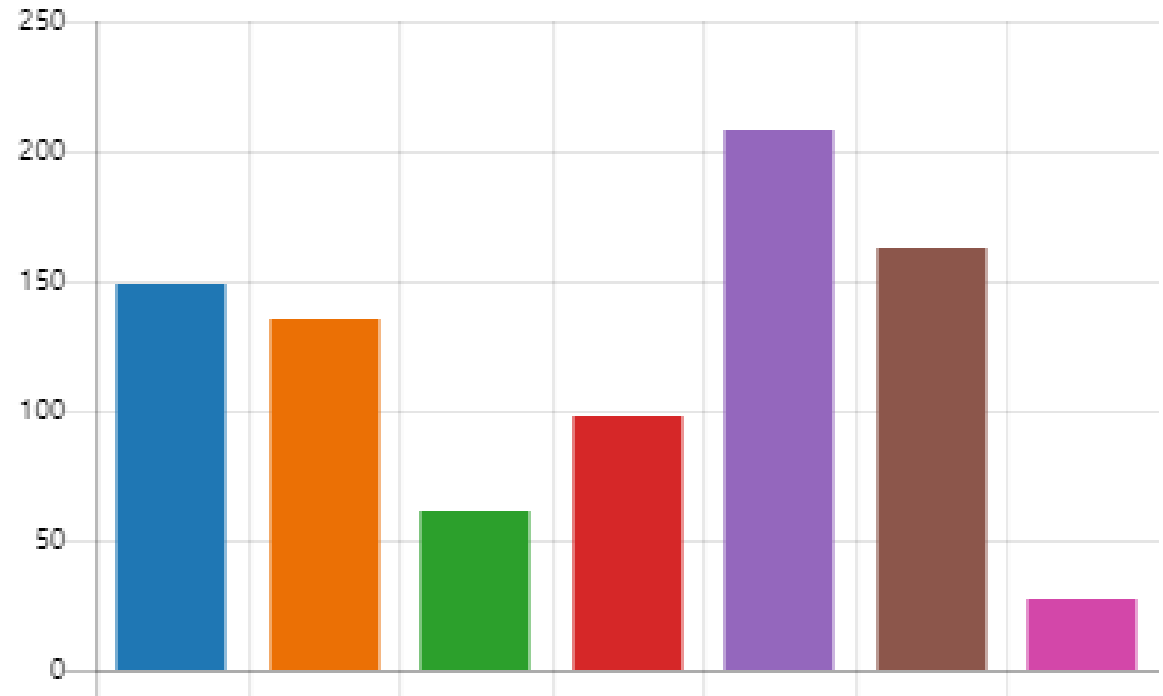


Question 7: 319 Responses

7. Where would you want to learn and study the nē?kepmxcín Language? Check any that apply.

[More Details](#)

On my own	149
Family	135
Work	61
School	98
Language activities and comm...	208
In community activities and ev...	162
Other	27



Question 7: 319 Responses

Where would you want to learn and study the nĕʔkepmxcín Language?

Check any that apply.





Responses	319 Responses	% Response	% Population	% Adult Population
On my own	147	46.1%	5.7%	9.25%
Family	135	42.3%	5.2%	8.49%
Work	59	18.5%	2.3%	3.71%
School	96	30.1%	3.7%	6.04%
Language activities and community language classes	206	64.6%	7.9%	12.96%
In community activities and events	160	50.2%	6.2%	10.06%
Other	27	8.5%	1.0%	1.70%



Question 8: 319 Responses

8. When would you be able to attend language classes? Check any that apply.

[More Details](#)

 Daytime	86
 Evening	200
 Weekends	135
 Not at all	32



Question 8: 319 Responses

When would you be able to attend language classes? Check any that apply.	319 Responses	% Response	Population	% of Adult Population
Responses				
Daytime	85	26.8%	3.3%	5.3%
Evening	200	63.1%	7.7%	12.6%
Weekends	134	42.3%	5.2%	8.4%
Not at all	32	10.1%	1.2%	2.0%

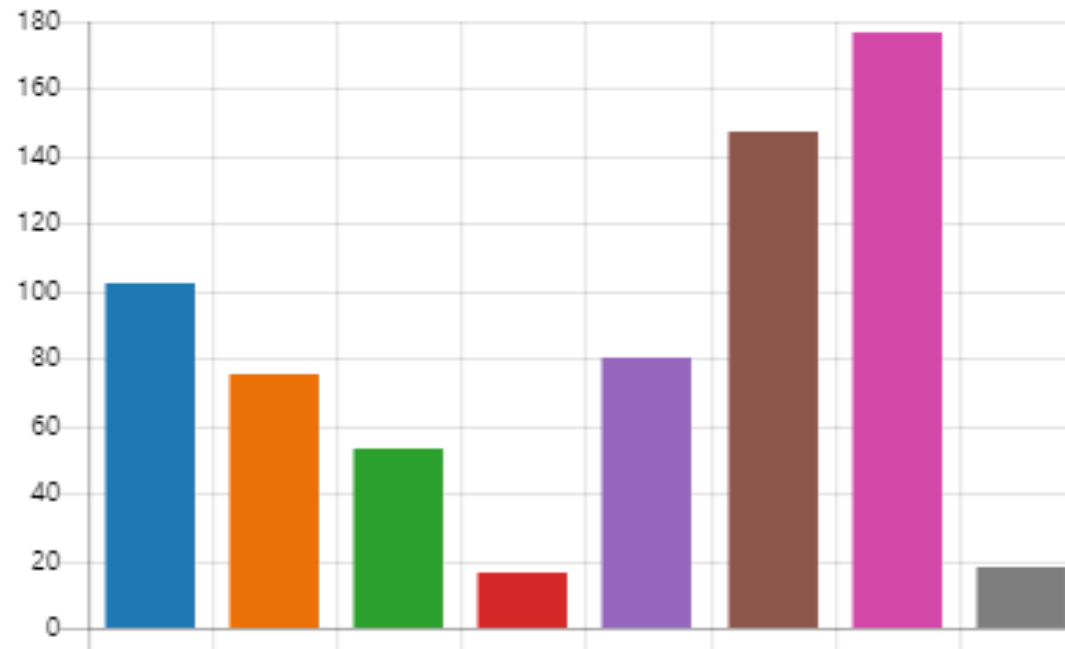


Question 9: 319 Responses

9. What obstacles or barriers do you experience in attending language classes? Check any that apply.

[More Details](#)

● Cost	102
● Learning Style	75
● Childcare	53
● Desire	16
● Transportation	80
● Work	147
● Schedule	177
● None	18



Question 9: 319 Responses













What obstacles or barriers do you experience in attending language classes? Check any that apply.	319 Responses	% Response	% Population	% of Adult Population
Responses				
Cost	102	32.0%	3.9%	6.4%
Learning Style	75	23.5%	2.9%	4.7%
Childcare	53	16.6%	2.0%	3.3%
Desire	16	5.0%	0.6%	1.0%
Transportation	80	25.1%	3.1%	5.0%
Work	147	46.1%	5.7%	9.2%
Schedule	177	55.5%	6.8%	11.1%
None	18	5.6%	0.7%	1.1%

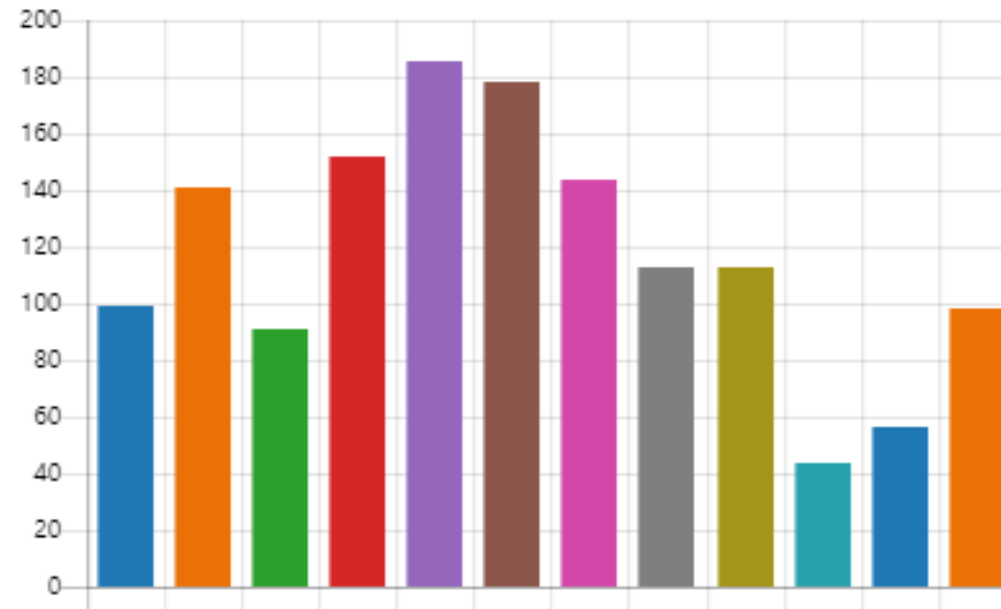


Question 10: 319 Responses

10. What is your preferred method of learning? Check any that apply.

[More Details](#)

 Tapes/CDs	99
 Videos	141
 Mp3s and digital audio files	91
 Written materials	152
 Listening and responding to a...	185
 Computer and online internet ...	178
 Apple (iPod, iPhone, iPad) and...	144
 Formal classes or workshops	113
 Informal classes or workshops	113
 Immersion	44
 Workplace activities	56
 Learning from relatives	98



Question 11-17: Varied Responses

	319 Responses	% Response	% Population	% of Adult Population
Question 11				
List resource ideas that you think will help toward your learning of nle?kepmxcín.	317	99.4%	12.2%	19.9%
Question 12				
Do you want to make a commitment to learning nle?kepmxcín?				
Responses				
Non Committal	24	7.5%	0.0%	0.0%
Passive Commitment	151	47.3%	0.9%	1.5%
Strong Commitment	124	38.9%	5.8%	9.5%
Question 13				
Please submit any additional comments you have here.	136	42.6%	0.0%	0.0%
Questions 14-15-16				
Please enter your name, phone and email for an entry into our prize draw!				
Name	290	118.4%	11.2%	18.2%
Phone Number	263	107.3%	10.1%	16.5%
Email	276	112.7%	10.6%	17.4%
Question 17				
Would you like to receive news regarding nle?képmxcin resources, activities and events from the Citxw Nlaka'pamux Assembly?				
Yes	246	77.1%	9.5%	15.5%
No Not at This time	61	19.1%	2.3%	3.8%

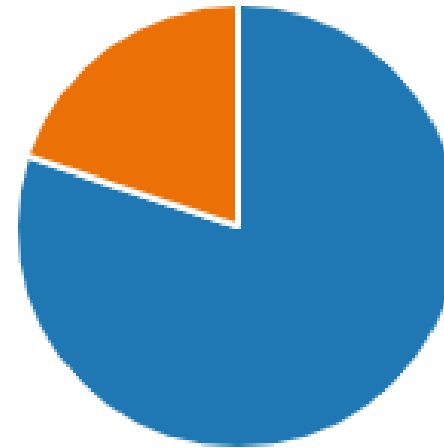


Question 17

17. Would you like to receive news regarding nłe?kėpmxcin resources, activities and events from the Citxw Nlaka'pamux Assembly?

[More Details](#)

● Yes	246
● Not at this time	61



Engagement Stats Over 6 Surveys

Overall a 6.5% Increase in Engagement (5.8%-12.3%)

Survey Results	Covid 19			Internet Barriers		Programs Survey		Food Preservation		Connectivity		nłę?kėpmxcin	
	Total	Survey	% Population	Survey	% Population	Survey	% Population	Survey	% Population	Survey	% Population	Survey	% Population
	Population	Reach	Reach	Reach	Reach	Reach	Reach	Reach	Reach	Reach	Reach	Reach	Reach
Ashcroft	282	14	5.0%	14	5.0%	16	5.7%	27	9.6%	14	5.0%	44	15.6%
Boston	271	7	2.6%	7	2.6%	13	4.8%	13	4.8%	8	3.0%	21	7.7%
Coldwater	865	53	6.1%	86	9.9%	69	8.0%	90	10.4%	90	10.4%	103	11.9%
Cook's Ferry	355	19	5.4%	41	11.5%	42	11.8%	49	13.8%	41	11.5%	47	13.2%
Nicomien	134	4	3.0%	7	5.2%	9	6.7%	13	9.7%	10	7.5%	13	9.7%
Nooaitch	236	14	5.9%	9	3.8%	23	9.7%	12	5.1%	22	9.3%	29	12.3%
Shackan	137	11	8.0%	16	11.7%	18	13.1%	19	13.9%	16	11.7%	19	13.9%
Siska	320	28	8.8%	18	5.6%	30	9.4%	49	15.3%	43	13.4%	43	13.4%
Total Band Populations	2600	150	5.8%	198	7.6%	220	8.5%	272	10.5%	244	9.4%	319	12.3%

