

(n-thlah-cap-mux-cheen sh-kwa-tl-ush)

n̄e?kermxcin s'kw'λús

face terms

təqtete he? _____

(tuk-tata hah _____)

touch your _____

təqtete he? ḡw'úm̄q̄n


(tuk-tata hah gwum-kin)

touch your head

təqtete he? (s)ḡsáq̄s

(tuk-tata hah (s)p-saksh)

touch your nose



head

ḡw'úm̄q̄n
(kwum-kin)

ear

ḡléh̄i
(tl-an-ee)

mouth

splíwcn
(spl-oo-chin)


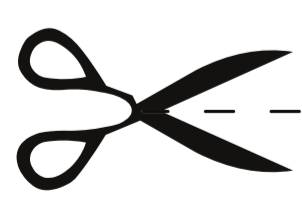
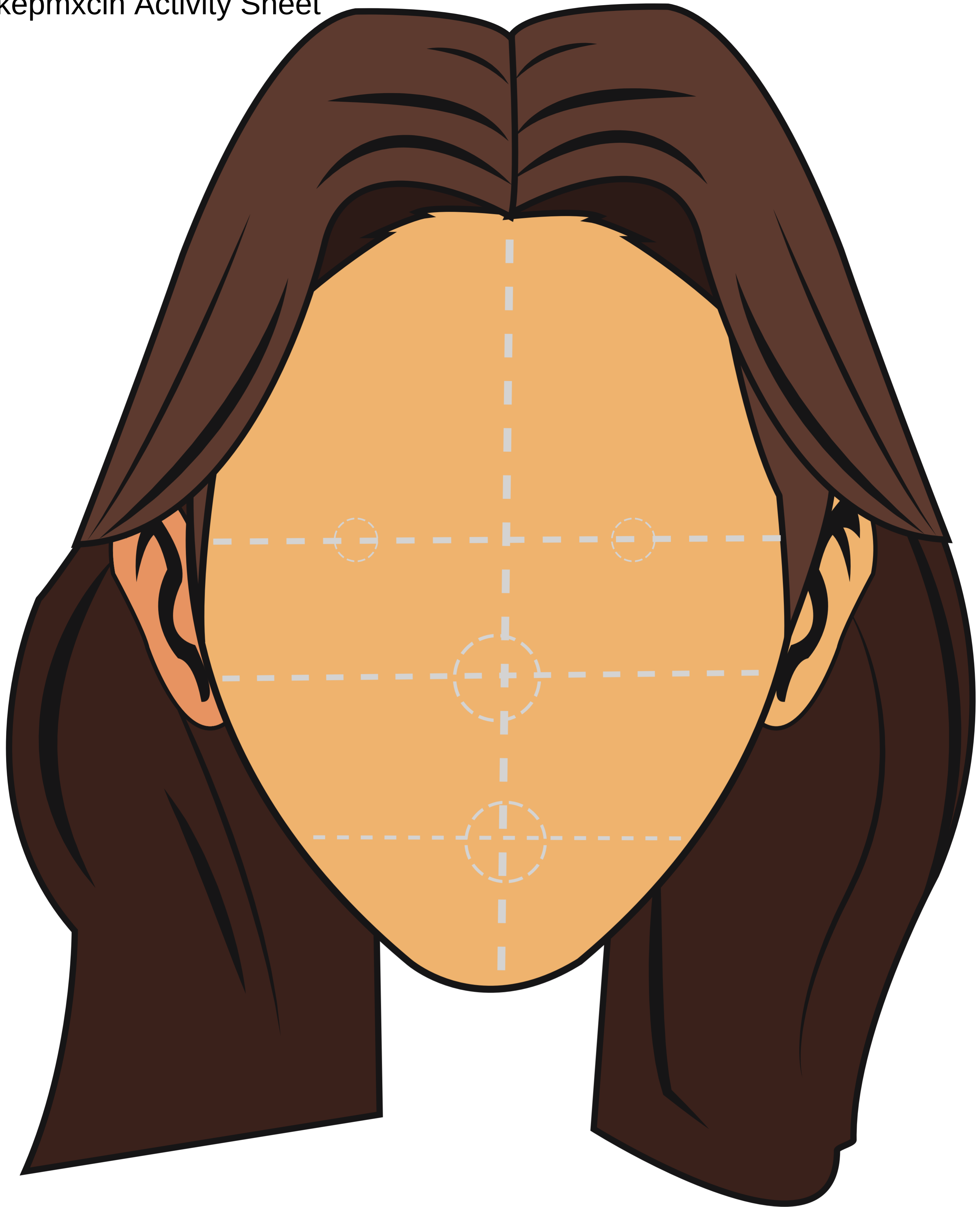
n'kw'λúst̄n
(n-kwatl-ush-tin)

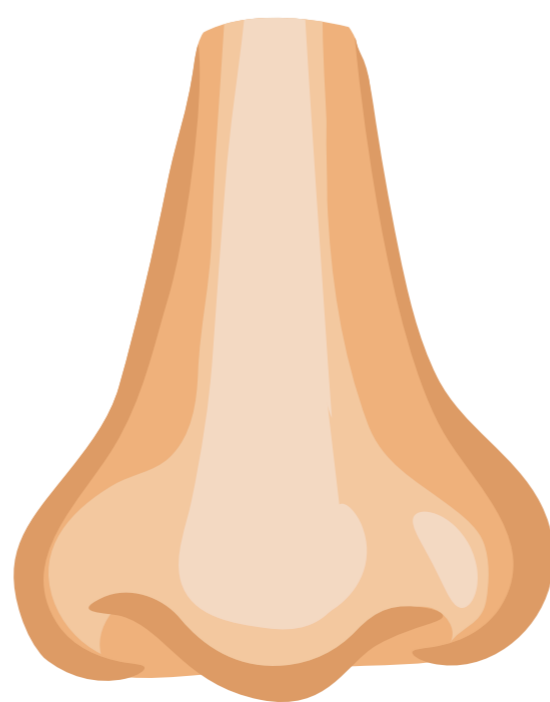


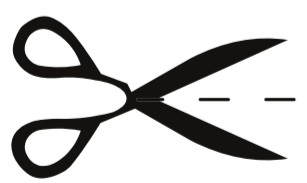
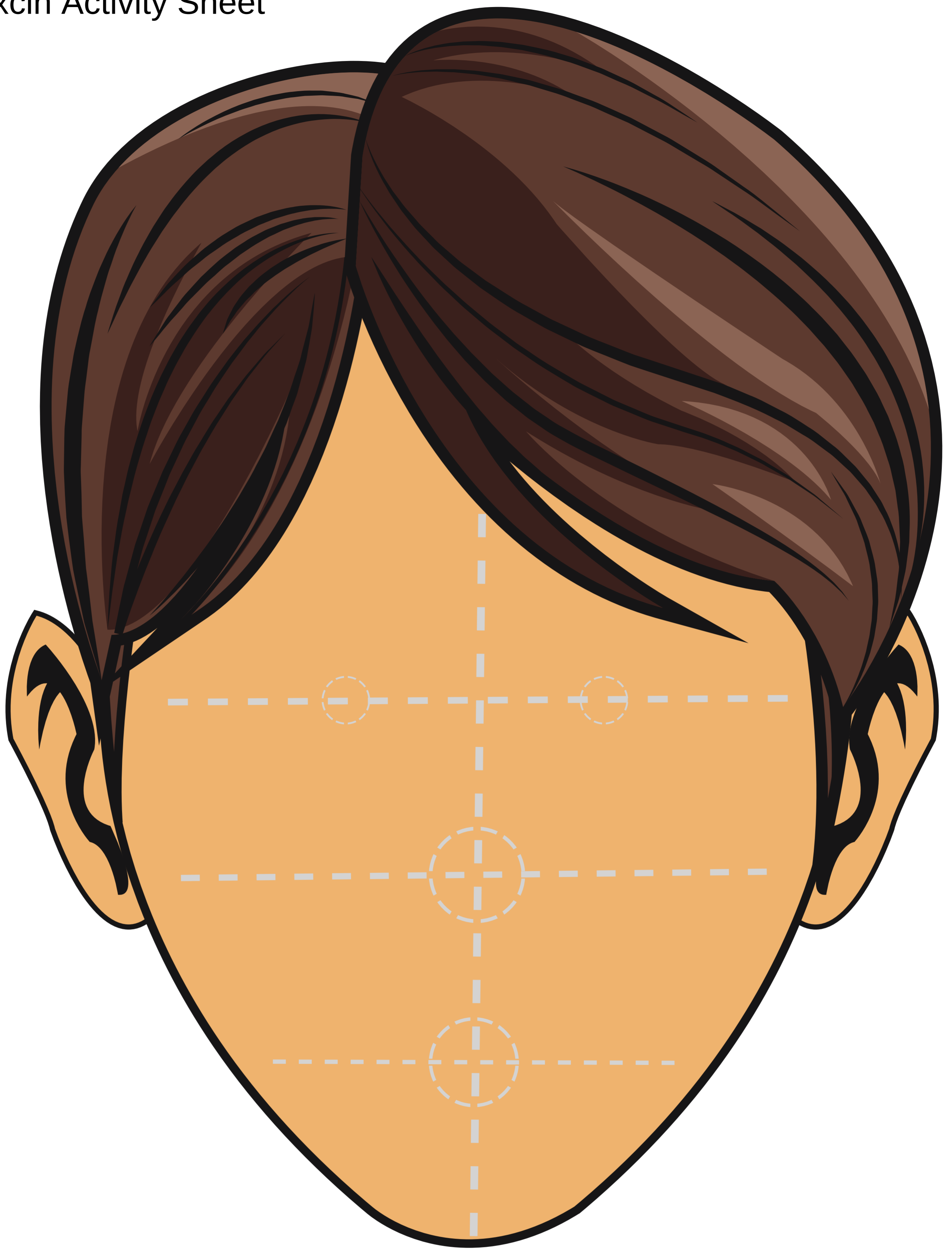
eye

sḡsáq̄s
(sp-sak-s)

nose







n̄eʔkepmxcin Face Terms

Activity Sheet

Directions:

Step 1: Cut out eyes, nose, & mouth and Glue onto your picture.

OR Draw

Step 2: Label your picture with the correct n̄eʔkepmxcin below.


1. q̄^wúm̄q̄n head

2. nk̄^wl̄úst̄n eye

3. (s)ḗsáqs nose

4. spl̄íwcn mouth

5. l̄éñi ear



ó^wúm̄q̄n

n^kw'łúst̄n

(s)ṛsáq̄s

splíwcn

łé'ni



ḡ^wúmqn

nh^wλústn

(s)ḡsáqs

splíwcn

λéñi

